


Strong, Light, and Ready for Anything

The IronRidge BX System is designed to meet the needs of commercial solar—navigating complex roof layouts, while also handling the most extreme environmental conditions.


At the core of the BX system is the Chassis, a ballasted mount made of BASF Ultramid. Ultramid polyamides are exceptional for their high mechanical strength, rigidity and thermal stability.

Moreover, Ultramid polyamides afford good impact resistance even at low temperatures as well as UV protections for long life. Chassis come in 5° and 10° options and are backed by IronRidge's 25-year warranty.



Top & Bottom Clamp

The multi-directional grip on the module from above and below ensures a strong connection regardless of force direction.



360° Reinforcement

A flange around the entire perimeter helps to reinforce and stiffen the Chassis in all directions—alongside wide bends to reduce point loading and braced corners to increase rigidity.


Roof-Friendly Design

Wide base spreads weight and reduces point pressure, while openings along the bottom and corners prevent pooling and reduce ballast weathering.



Inter-Row Spacing & Edge Clearances

5° Chassis



10° Chassis



With 10-13" inter-row spacing, BX provides an **8-10% increase** in power density compared with other ballasted systems—that's a **capacity increase of 20%** in a typical 50kW system. The BX Chassis geometry also offers more than 5" of clearance in the 10-degree configuration and 8" in the 5-degree configuration, enabling the system to avoid drain domes, roof saddles, and conduit supports.

Flat Roof Attachment Anchors

BX Systems can be fully ballasted, fully anchored, or a hybrid optimized for the site.

Combine BX with an IronRidge Flat Roof Attachment Kit to eliminate hundreds of pounds of required ballast weight and achieve configurations as light as 3 PSF.

The placement and fastening method can be optimized for existing roof structures, and pre-approved membranes are offered to maintain membrane roof warranties.



Testing & Certification

Design Assistant

Automated design software provides an accurate bill of materials, using a simple drag-and-draw interface to generate a complete system plan—also generate a ballast map showing the required ballast for each Chassis.

Permit Documentation

Design Assistant project reports are backed with a ASCE/PE stamp and Commercial Services are also available to assist with more complex projects. Visit our website or contact an IronRidge sales representative.

UL 2703

Certification for the BX System conforms to the latest requirements and includes 1) Mechanical, 2) Bonding, and 3) Class A Fire Ratings (without wind deflectors). Ninety percent of solar modules are fully supported.

